














Colour

 Midnight #362E77 C100 M60 Y0 K40	 Light Grey #F8F6F7	 Violet #620DEC Pantone	 Lavender #965FEA Pantone 2665 C C40 M50 Y0 K0
 Seafoam #6CF7C5 PMS 3375U PMS 3375C	 Rust #F05B58 Pantone 1788 C CO M90 Y65 K0	 Merigold #FFD400 Pantone 109 C CO M10 Y100 K0	 Navy #130871 Pantone 2756 C
 Ocean #000DE2 Pantone 072 C	 Sky #00CCFF Pantone 306 C	 Black #1F1F1F	

COLOUR NAMES



WEIGHT CHART



OVERLAYS

Static images.

When and how to use

This is not an exhaustive example. When creating overlapping shapes or elements, instead of using blending modes or transparencies, use intersecting pathfinding to create a new shape and assign it a brand colour that both complements the shapes and creates enough contrast between the two.